


Quickie Ideas



No Newspaper?

If you do not receive your newspaper delivery, please call Nat Speaks at (606) 326-2628 or (800) 955-5860. He will see that your papers are delivered as soon as possible.



NEWSPAPER
IN
EDUCATION

The
Independent

Primary Grades



JOBS! JOBS! JOBS!

Look through the paper today and circle all of the stories that tell about people at work. Who are the people and what are their jobs? Which of the jobs do you think are the most interesting?

Using the classified "Help Wanted" ads, discuss what jobs people have in the community. Talk about why it is important to have these workers.


TOOLS!

How many work tools can you find in today's paper? Do you know the names of these tools? Paste pictures of the tools in a scrapbook and label the tool.

WHAT SHOULD I WEAR TODAY?

Look through the newspaper and find pictures of clothes you would wear if you were doing the following things:

1. Playing in the snow
2. Attending a fancy party
3. Spending a day at the beach
4. Going to school






Copy down the names of all the grocery stores that have an ad. How many are there altogether? Circle the ones where your family shops.

Clip all the pictures of foods from the Wednesday Food section of the newspaper. Arrange the foods in any classification system you wish.

Using the supermarket ads, discuss proper daily requirements of the different food groups. Cut out pictures of the foods and classify them into the four basic food groups.



SEARCH

Take one page of the newspaper. See how many of your spelling words you can find on that page. With a crayon, draw a line under the word in the newspaper.

Look through the newspaper and find three different kinds of transportation. Write a few sentences about the way you would most like to travel. Which is the fastest way to travel? Which is the slowest way to travel?

Find the sports section of the newspaper. Look for scores of three games. By how many points did the winners beat the losers?


Find pictures of people using their five senses - seeing, hearing, touching, smelling and tasting.

Look at the headlines and cut out 10 words. Paste them on paper. Think of rhyming words for the words that you cut. Write the rhyming words next to the newspaper word.

Find different punctuation marks in the newspaper ads and headlines. Look for a period, comma, question mark and exclamation point. Cut out these punctuation marks and paste them on paper.



COMICS



Make a list of all the comic characters that are animals.

Look for situations in the comic strips that couldn't actually happen, like a dog driving a car. Cut out all these pictures and paste them on paper.

Cut out a comic strip which has three or four frames. Number the frames on the back of the strips. Now clip the frames apart and mix them up. Have a friend put the frames back in the correct order.

Cross out the words in the balloons of your favorite comic strip. Fill in your own words to make a funny message.

Find all the compound words in the comics and underline them. Draw a line dividing the parts of the compound word.



WHAT DO YOU LIKE?

Go through the newspaper and cut out pictures of things you like. You may want to cut out your favorite foods, your favorite sports, your favorite comics. Paste all of the pictures on poster board. Tell the class why you cut the pictures out.


ADS!


You want to sell some of your old toys. Write a classified ad which will help sell your toys. Remember to use lots of adjectives!

Find five pictures of items on sale in the newspaper. Write or draw a picture of three people who might use each of these items.

Listen to your teacher read a news story in the the paper. See if you can repeat the events of the story in the order that they happened.

Find the supermarket ads. Get a crayon. Circle all of the things you can buy for less than \$1.00. Check the page over again to make sure you didn't miss anything. How many items did you circle?





PHOTOS

Cut out a picture from the newspaper that you really like. What is happening? Where do you think the picture was taken? Write or tell a story about the picture.

Draw a large picture of yourself on a piece of paper. Clip words, phrases, symbols and photos from throughout the newspaper that you feel describe you. Paste these cutouts inside your picture.

Find an interesting photograph in the paper. Hide the headline and caption. Let the students provide a headline and caption for the picture.

Ask the students to study the a photograph. Let them dictate sentences about the picture. Use these sentences to make up a story orally. Encourage them to answer the questions who, what, where, when, why and how.

SCAVENGER HUNT

Have a scavenger hunt with a friend. Find:

1. compound words
2. as many words as you can beginning with the same sound as your first name
3. All the letters of the alphabet
4. Three of your spelling words
5. A community helper





Newspaper Card Games

Comic Cards

Directions

Play "Old Maid" or "Going Fishing" as you would with regular cards.

Take out a "Momma"

card for the

"Old Maid" game.

To make "Comic Cards," you need 2 characters from each popular strip (Nancy and Sluggo). Place each character on a card with the title of the comic strip. You need to make at least 30 cards. This game can be adapted to play "Concentration."

Materials: Sunday comics, file folders, magic markers, glue and scissors, use a playing card for a pattern.

(Use coupons for "Battle.")

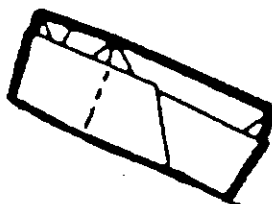
Battle ^{or War}

Cards

Battle Directions

Divide the cards among the players face down. Each player turns over one card. The player turning over the card with the most value gets the other players' cards and the player with the most cards wins.

"Battle" is a math game; place coupons or items with prices on the cards; be sure all of your values are different. The purpose of this game is to compare amounts. A follow-up activity is to add the total of your cards at the end.



How to Make Your Own Pressman's Hat

Square caps made of newspaper have long been a trademark of pressmen. In the days before television when newspapers dominated the news media and printer's unions ran the pressrooms of the world, a pressman's cap was equivalent to a union card. Only pressmen were shown how to make them. Today, however, the secret is out and anyone can make one of these square caps. Just follow the directions printed below.



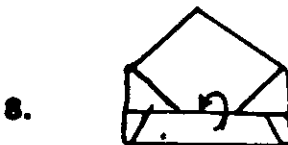
1. Start with a full broadsheet piece of newspaper (4 printed pages) folded so the open end faces toward you.



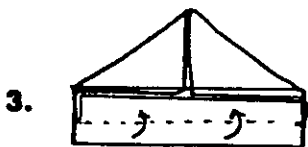
7. Fold lower flap up.



2. Turn down the upper corners so they meet at the center.



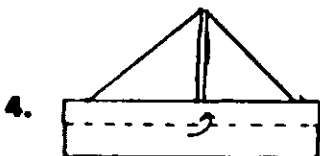
8. Fold flap down and tuck it behind the "band."



3. Fold lower edge of the top sheet up to the base of the triangle.



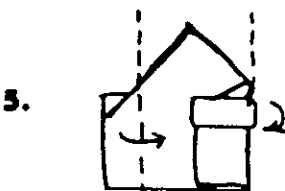
9. Turn paper over again and fold point down to bottom edge and tuck the point into the band.



4. Now fold the top sheet over again at base of the triangle. Leave the lower sheet unfolded.



10. Open the cap and bring lower corners of cap together at center, forming a flat square.



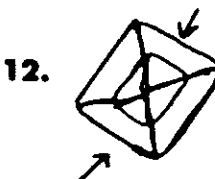
5. Turn the whole thing over and fold the sides in to the center, so that the edges meet.



11. Fold closed corners toward center, tucking them under band.



6. Fold up the corners of the lower edge, forming small triangles.



12. Fold top and bottom corners to meet at center. Cap is now ready to be opened and worn.



Kindergarten Activities

1. Look through the newspaper and find pictures of ten things you have in your house. Cut out these pictures and paste them on paper. Label each picture.
2. Cut out letters of the alphabet from the newspaper headlines to spell your first and last name. Mount them on your paper.
3. Find pictures of appliances that run on electricity. That means they need to be plugged in! How many of these do you have in your house? Can you write the names of any of them?
4. How many happy people can you find in the newspaper? Cut out all of the pictures of happy people you find and paste them on your paper. Do the same for all the sad people in the newspaper. Why do you think these people are happy or sad?
5. Look Through the newspaper, cut out all of the letters of the alphabet, and paste them in alphabetical order on your paper.

First Grade Activities

1. Draw three circles the size of dinner plates on your paper. Using the newspaper cut out foods you would eat for breakfast, lunch and dinner. Paste the foods you have cut out onto your breakfast, lunch and dinner plates.
2. Some people live where it is warm all year long. They live in a warm climate. Cut out four pictures of clothes you would wear in this warm place. Now, cut out four pictures of clothes you would not wear in this warm place. Paste them on your paper. Write a sentence about why you would or would not like to live in a warm climate.
3. Look at the food ads. Find the names of 8 things you can eat or drink. Cut these names or items out of the newspaper and paste them into one of each of eight boxes you have drawn on a piece of paper. Put a happy face on your favorite foods.
4. Can you find the shapes? Cut out five pictures from a newspaper. Paste these pictures onto a piece of paper. In each picture, see if you can find: squares, triangles, rectangles, circles, and ovals. Use a crayon to go over any shape you may find.
5. Find and clip numbers of the same size in the newspaper and paste them to appear like the face of a clock. Can you find any examples of numbers used to tell time in the newspaper?



Second Grade Activities

1. Find the comics section in the index of your newspaper. Turn to the comics and cut out two cartoons. Paste the cartoons on paper and erase the words. Write your own words in the balloons. Have a friend read your cartoon.
2. Find pictures of transportation and cut them out. Paste them on paper and label each picture. Can you think of any other kind of transportation? If so, list them and draw pictures of them.
3. As part of a lesson on safety—clip ten newspaper pictures of things that can be dangerous such as: scissors, knives, ropes, power tools, etc.
4. Look through the newspaper and cut out as many words as you can find that describes size. Paste these onto your paper.
5. Look through the newspaper and find one example of a long vowel and a short vowel sound for each of the five vowels. Clip these words from the newspaper and paste them onto your paper.

Third Grade Activities

1. Find five pictures of things that cause pollution. Cut them out and paste them on your papers. Write two or more sentences on how you can stop pollution. Can you label each kind of pollution you have found?
2. Choose a newspaper article in the paper and paste onto your paper. Now, circle all the different punctuation marks used in the story. Make a list of each of the punctuation marks used.
3. Who is the President of the United States? Try to find a picture of the President in the newspaper. Cut out any pictures of the President you find as well as the name of our President. Paste these pictures on your paper.
4. Find as many weather words as you can and clip them from the newspaper. Illustrate or draw a picture for each word you have cut out.
5. Using the newspaper cut out ten words that have double vowels. Paste these onto your paper. Do the same for ten words that have blends.




Name Plate or T-shirt


When you see the newspaper's name on the top of the page, you call it the "flag" or the "nameplate."

This cut and paste activity will help you get to know your students and they will clarify some of their values.

Materials needed: Paper plates, newspapers, scissors and glue.

The Independent
 NEWSPAPER IN EDUCATION PROGRAM
 329-1717 1-800-955-5860





Furnish a Room in a House

Pretend you are going to furnish a room in your house. You have exactly \$1,500.00 to spend. Decide on the room you will furnish.

Using the newspaper, clip advertisements showing the furniture you will use in your chosen room. Be sure to include the price tag. Glue your selections to a piece of paper.


Total the cost of all the furniture you have placed in your room. Were you able to furnish it for \$1,500.00 or less?

Can some items be considered necessities? Look up the word necessity in the dictionary.

Make a list of the things you need to furnish your room. Make another list of the things you would like to have.

What can you say about the cost of furniture?

\$1,500.00 =




M

Words You Know!

A newspaper has titles for its stories. The titles are called **HEADLINES**.


Look at all of the **HEADLINES** on page 1 and take a red crayon and circle the words you know.



N

WANTED!

Your Reviews



We're looking for young readers - from primary through the sixth grade - to review books for *The Daily Independent*. Reviews will be randomly selected and published each Sunday in the newspaper's Schools section.

The guidelines are simple:

- First, read the book.
- Second, write a review. Start with a brief summary of the book, and then give your reaction to it. Explain why you think other young readers would like to read this book - or why they should avoid it. For picture books, respond to both the story and the art. Try to do this in 150 words or less. Feel free to ask others for help, but remember, this is your review.
- Third, type or carefully print your review. Don't forget to include the name of the book and its author. Also, be sure to include your name, age and home telephone number, as well as your school, grade, and the first and last name of your teacher.
- Fourth, mail your review to Young Readers, The Daily Independent, P. O. Box 311, Ashland, Ky. 41105-0311.

We'll select reviews on a random basis and run as many as space permits. In the case of duplicate reviews, we'll publish only the first one selected.

NEWSPAPER
IN
EDUCATION

**The
Independent**

LEANNAH LESLIE, Newspaper in Education Coordinator
THE DAILY INDEPENDENT
226 Seventeenth Street, P.O. Box 311
Ashland, KY 41105-0311
(606) 326-2683 or 1-800-955-5860
Fax: (606) 326-2678

