


It's NIE* FOR K-3

*Newspapers in
Education




A curriculum guide and newspaper activities for
teachers of students in grades K-3...

Published by

NEWSPAPER
IN
EDUCATION

The
Independent

LEANNAH LESLIE, Newspaper in Education Coordinator
THE DAILY INDEPENDENT
226 Seventeenth Street, P.O. Box 311
Ashland, KY 41105-0311
(606) 326-2683 or 1-800-955-5860
Fax: (606) 326-2678



Written by Ann West, M.S. Ed.
and John Guenther, Ed. D.

It's NIE* For K-3

*Newspapers in Education

Foreword

The newspaper is a valuable resource for us to read every day in order keep informed about events and opinions that surround and affect us. For those of us who work with primary children at school and at home, we often fail to realize that the newspaper is an extremely important resource to introduce to children at the earliest ages possible. It is with this in mind that we set out to create a book of activity ideas which will help teachers and parents complete the vitally important task of introducing the local newspaper to children in the primary grades. A newspaper does not have to contain a special "kiddie" page or youth section to motivate and interest young readers. What is important is that adults lead the children to and through the newspaper, so they, too, will acquire a newspaper reading habit. The newspaper contains topics that will excite the primary child and will motivate the child to read and understand beyond grade level expectations, due to the child's desire to read adult material and ability to relate to that which is really happening as is reported in the newspaper.

The contents of this book focus on the areas of newspaper knowledge, language arts, writing, social studies, science and health and math. These areas were selected so that the primary teacher could easily select appropriate activities for the major curriculum areas that are dealt with in the primary levels. Each activity can be used in large group instruction, small group learning or individualized instruction. Teachers of kindergarten and first grade students may need to read the instructions with the students so that each student understands each task clearly. The supplemental activities on the last four pages of the book may be used by the teacher or may be sent home with the primary student and the newspaper, so that parents may encourage newspaper reading and discussion at home. Teachers will find that newspapers are not as threatening a tool for parents to work with as an unfamiliar textbook program may be. Newspapers also provide a parent and child the opportunity to work together and discuss the family values and opinions as they relate to what is happening in the world outside the home.

Finally, perhaps the greatest legacy both teachers and parents can leave to children is the ability to learn independently, for we cannot predict exactly what the world may be like when they are adults. The authors believe that the best resource for independent learning is the newspaper.

It's NIE For K-3 ©1989, News Relief, Inc.

About the authors:

John Guenther is a professor of curriculum and instruction at the University of Kansas, Lawrence. He has been actively involved in newspapers in education consulting as a trainer of teachers, as author of curriculum guides and articles on the topic and as member of the ANPA NIE advisory board.

Ann West is an NIE consultant for newspapers and schools. She is author of several NIE guides and is actively involved in teacher training. She is president of News Relief, Inc., a desktop publishing firm in Overland Park, Kansas.

Graphic design and layout for *It's NIE For K-3* by News Relief, Inc., Overland Park, Kansas.

Materials in this book are protected by copyright of News Relief, Inc. and the purchasing newspaper. Materials may be photocopied for classroom use only. This book may not be resold or distributed by purchaser outside the newspaper's NIE program.

Table of Contents, continued

Focus

Activity

Activity Title

Objective



Math

S U P P L E M E N T A L S

55	Time To Shop	Identify time using clocks/watches in ads
56	Numbers, Numbers!	List numbers of personal importance
57	All Kinds of Prices	Arrange prices from most to least expensive
58	Different Shapes	Identify examples of geometric shapes
59	Math Words	List words that express differences in quantity
60	Comics Grapher	Graph different items from comic strips
61	Sports Hero	Develop interview questions
62	Show Time	Categorize movies appropriate for age groups
63	Family Funnies	Identify comic characters who remind you of a family member
64	Picture Story	Weave a fanciful story around news photos
65	Classified to Display	Change a classified ad into a display ad
66	Picture or Illustration	Visualize and draw a picture that could accompany a news story
67	Alphabet Monster	Draw a monster using ABC order
68	Thumbs Up!	Compose a review of a book, TV show, movie, toy or video game
69	Alphabet Chart	Match pictures to letters they begin with
70	Sounds Alike	Locate words in the news that have homonyms
71	Sound Words	Identify words that sound like what they stand for
72	Body Parts	Create a new character by using different body parts
73	Real Life	Compare sizes of items in the news to actual size
74	Save Your Money	Calculate savings using newspaper coupons
75	Compound Cutups	Identify compound words in the newspaper
76	Headline Sentences	Developing complete sentences from headlines

The contents of this book were produced with graphics and adaptations of graphics by: Click Art ®, a registered trademark of T/Maker Co.©1987 and Dream Maker ©1987, 1988 Dream Maker Software.

Table of Contents

Focus

Activity

Activity Title

Objective






All About News



Language Arts

1	What's In A Name?	Select words beginning with the letters of the masthead
2	The News In Pictures	Identify emotions in news photos
3	Heads Up!	Arrange headlines in ABC order
4	News Beat	Describe the 5 W's of a news story
5	Advertising in the News	Recognize examples of luxuries/necessities
6	Navigating the News	Use the newspaper index
7	Closing In On A Story	Write a summary of a news story
8	Look Closely!	Label different nouns in a news photo
9	Steppin' Out	List information about movies
10	TV Time!	Identify information about TV programs
11	Do You Have The Time?	Recognize examples or references to time
12	Prefix Profiles	Locate examples of prefixes
13	Upper Case Capers	Select examples of capitalized letters
14	Headliners	Recognize examples of long/short vowel sounds
15	Famous Names/Faces	Identify names of famous people
16	Give Me Space!	Indicate words used to form contractions
17	Puzzling Plurals	Select examples of noun plurals
18	Action In Sports	Write a story using sports action verbs
19	Ten Excellent Examples	Locate adjectives that describe an entertainer/event
20	Headline Questions	Predict questions to be answered in a story
21	Prefixes, Suffixes	Recognize the use of prefixes and suffixes
22	Hunting For Nouns	Identify and categorize nouns
23	Sound Off	List examples of long/short vowel sounds
24	Words, Words, Words	Define unfamiliar words in the news
25	Mainly Ideas	Describe main ideas from comic strips
26	Feelings	Differentiate between positive/negative words
27	Rappin' In The Rain	Record the number of syllables in weather forecast

Table of Contents, continued

<u>Focus</u>	<u>Activity #</u>	<u>Activity Title</u>	<u>Objective</u>
 Writing	28	A Pet Request	Write a personal request letter
	29	Toy Sale!	Write a classified ad
	30	As Clear As A Picture	Compose a story from a news photo
	31	Comic Talk	Create a comic strip conversation
	32	I'm in The Paper!	Develop a newspaper about yourself
	33	Headline Mixes	Compose a headline from existing words
	34	Now, You're Asking For It!	Express a problem through a letter-for-advice
	35	Character Descriptions	Describe a character from the comics
	36	What's Your Job?	Identify jobs in the community
	37	Holiday Time	Recognize the use of holiday symbols in advertising
 Social Studies	38	City and State	Indicate the state-by-state location of cities
	39	Facts/Opinions	Differentiate statements of fact and opinion
	40	Getting There	Identify examples of different types of transportation
	41	Having Fun Together	Recognize examples of community fun and recreation
	42	Be A Sport!	Describe a sport of interest
	43	In the News	Determine why certain people are in the news
	44	That's Life!	Identify examples of real problems in the comic strips
	45	Our Feelings	Recognize examples of emotions in photos
	46	It's Really Me!	Distinguish between likes and dislikes
	47	From All Over	Differentiate between local, state, national and world news
 Science And Health	48	For Health/Safety	Identify good and bad examples of health/safety
	49	Flip The Switch	Select examples of items that use electricity
	50	Shopping For Food	Categorize foods in each food group
	51	Snack Time	Differentiate between healthy/unhealthy snacks
	52	Problems, Problems!	Propose a solution to a science/health problem
	53	My Five Senses	Locate examples which appeal to the five senses
	54	High and Low	Graph temperatures from the weather page

Activity 1
All About News...

Student Name: _____

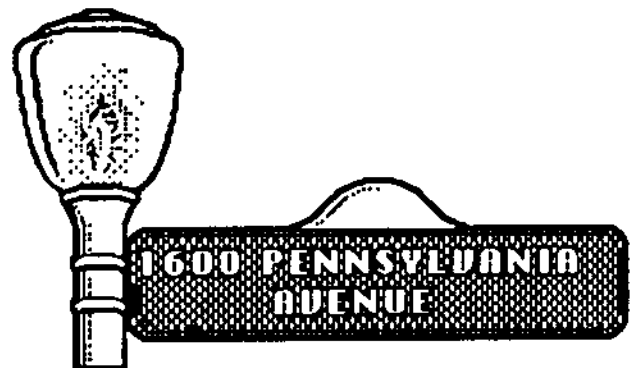


What's In A Name?

Every newspaper has its own name. Usually, you will find the name of the newspaper printed on the front page in large, bold letters. This name is called a masthead or the **flag** of the newspaper.

- Do This:**
- Cut out the flag of your newspaper and paste in the space below.
 - Use the remaining space on the page to write words that could begin with each letter of your newspaper's flag.

Example: The Journal—J (July, jump, jingle), O (open, off, old), U (use, unite, up), R (run, red, rope), N (now, new, nice), A (always, ant, arm), L (lamb, light, lane)



Activity 2
All About News...

Student Name: _____



The News in Pictures

Photographs in the newspaper are often the first things that attract a reader's eyes. Photos let us see what is happening in the news and give us a chance to understand feelings and emotions of people in the news.

Do This:

- Cut a news photo out of your newspaper and paste the photo below or on the back of this page. Make sure the photo you choose shows at least one person.
- On the lines below, list some of the feelings that the person or persons in the photo must have been feeling at the time the photo was taken.
- In the box at the bottom of the page, write one sentence about the photo which tells about the news event pictured.

**Paste Picture Here or
on Back of This Page**

Emotions shown in the news photo are:

A sentence about the news photo...

Activity 4
All About News...


Student Name: _____



News Beat

News stories give us information about what is happening in our city, our state or our world. News stories tell us the main idea in the first paragraph or lead of the story.

- Do This:**
- Clip a news story from your newspaper that is interesting to you.
 - Try to answer correctly the questions below, by finding the answers in your news story.
 - Paste your news story on the back of this page.



Who is the story about? (Your answer could be a group of people, an organization or one person.)



What event or happening does the story tell about?



Where did this event happen? (Your answer may be a city, a state, a building, or an area.)



When did the event reported on in the story take place? (Your answer may be a time, a certain day or date, or a reference to a time-yesterday, last week, etc.)



Why did the event in the story happen? (Does your story explain what may have caused this to happen?)

Activity 3

All About News...

Student Name: _____



Heads Up!

You can find out what is happening in the news just by reading headlines. Headlines label each news story by telling the main idea of the story in few words. Headlines are larger and bolder than the news stories, so they catch your attention.

Do This: •Cut out 10 headline words from your newspaper and arrange them in alphabetical order in the space below.

A B C D E F
G H I J K L M N O
P Q R S T U V W X Y Z

Activity 5
All About News...

Student Name: _____




Advertising in the Newspaper

Readers of the newspaper often get information about products and services they can purchase by reading the advertising. Display advertisements usually contain words and photos or drawings of items that can be bought at the store that advertised.

Do This:

- Look at the display advertisements in your newspaper and cut out words or pictures of items that you would like to buy. Paste these pictures or words in the chart below under the category, *Luxuries*.
- Look at the display advertisements in your newspaper and cut out words or pictures of items that you **must have** in order to live from day to day. Paste these pictures or words in the chart below under the category, *Necessities*.

Necessities



Luxuries



Activity 6
All About News...

Student Name: _____



Navigating the News

When you pick up your newspaper, you may discover how many pages are contained in it. Not all readers of the newspaper read every story and every page. It is important to learn how to read the index, which is like a table of contents for a newspaper. When you learn how to use the index, you can get to the places in the newspaper where you want to go quickly and easily. The index of a newspaper is usually on the front page.

- Do This:**
- Clip the index of your newspaper and paste it below or on back.
 - Use your index to find the section letter and page number where you will probably find the information listed in each airplane below. Write the section letter and page number on the cloud above the airplane.

Index

A food item

A TV show

A football team

A cartoon

A used bike for sale

Activity 7
Language Arts...

Student Name: _____

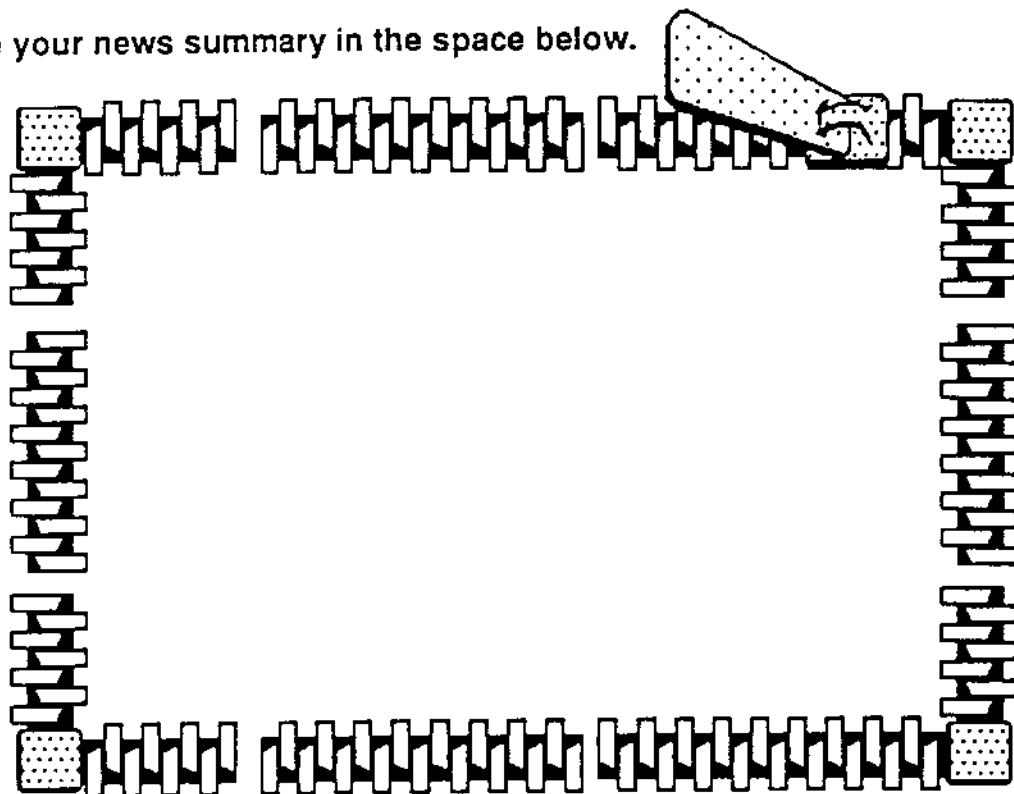


Closing In On A News Story

Newspaper stories tell us about events around the world and in our own neighborhood. Headlines at the beginning of news stories are written to give us the main idea of what is in the following news story.

- Do This:**
- Choose a story from the newspaper that you want to read.
 - Write a few sentences about the story in the space below.
 - Share your writing with a classmate and ask your classmate to find the headline that goes with it. Ask your classmate to clip the headline and paste it in the space following your summary.

Write your news summary in the space below.



Paste the headline here.

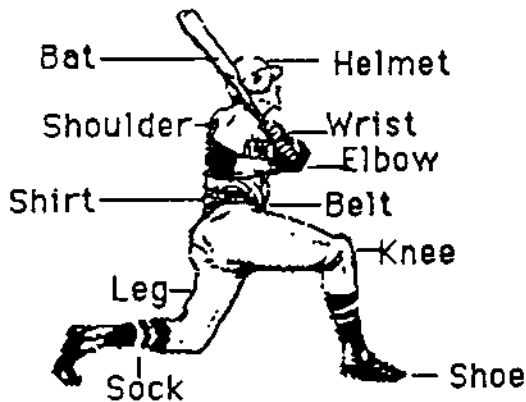


Look Closely!

Newspaper photos help to tell you about the news. If you look closely, you will find many items in each newspaper photo.

- Do This:**
- Find a newspaper photo in the main news or sports section of your newspaper.
 - Cut out the photo and paste it below.
 - Label each item you can name by making a diagram or chart as shown in the example below.
 - The names of the items you found are likely to be *nouns*, words that name a person, place or thing. How many nouns did you find?

Example:



Activity 9
Language Arts...

Student Name: _____



Steppin' Out

The newspaper offers information about all types of entertainment in the area. Before going out to the movies, most people like to check the movie listings in their newspaper for information about movies, showtimes, costs, location and special show pricing.

- Do This:**
- Find your local movie directory in the newspaper.
 - Choose a movie that you and your parents might like to go see.
 - Fill in the important information about the movie on the admission ticket below.

_____	A D M I T T O R E
Name of Movie	

Name of Theater	

Movie Show Times	

Admission Price	

_____	A D M I T T O R E
Name of Movie	

Name of Theater	

Movie Show Times	

Admission Price	

• Ask a parent or a teacher to fill in the movie ticket here with the same information about a movie they would like to see.

Activity 10
Language Arts...

Student Name: _____



TV Time!

Even though reading the newspaper is entertainment, many of us also enjoy seeking out entertainment by using the newspaper as a guide. The newspaper tells us about movies, theatre, sports and recreational events and television programs we might want to watch.

- Do This:**
- Find the television guide in your newspaper.
 - Circle the names of three programs you like to watch.
 - Fill in the information about each program in the spaces below.

Name of Program _____

Channel Number _____

Channel Call Letters _____

Time of Program _____

Length of TV Program _____


Name of Program _____

Channel Number _____

Channel Call Letters _____

Time of Program _____

Length of TV Program _____



Name of Program _____

Channel Number _____

Channel Call Letters _____

Time of Program _____

Length of TV Program _____




Do You Have The Time?

News stories report on events that occur and must give the reader some idea about when events happened or will happen. Certain types of words that tell *when* something happened are easily found in the newspaper.

Do This:

- Using your newspaper, find 5 examples of words that refer to the time that an event took place. (You may find days of the week, hours of the day, dates or words like *yesterday, last week, recently, etc.*)
- Cut out each word that you find and paste it on the chart below.
- Use the back of this page to write a sentence using each word you found.



Paste your words
on the jester's
bulletin board
above.






Prefix Profiles

News reports contain many different types of words to explain news events. Many of the words you will read in the newspaper are root words which have been changed by adding prefixes and suffixes.

Do This:

- Look in your daily newspaper's stories, advertising and comics for words which contain the prefixes in the boxes below. Try to find at least four words which contain the prefixes given in each box.
- When you find a word beginning with the prefixes below, clip it and paste it into one section of the box. Continue to look for words beginning with the prefixes below until you have completed each box. You will need four words to complete each box.





Upper Case Capers

People who write for newspapers work very hard to punctuate and capitalize sentences and words correctly. Capital letters can be found on every page of your newspaper.

- Do This:**
- Using the front page of your newspaper, find and cut out ten words that are capitalized.
 - Paste each of the capitalized words below.
 - Print the lower case letter below each capitalized letter.

ABCDEFGHIJKLMNOPQRSTUVWXYZ
abcdefghijklmnopqrstuvwxyz

ABCDEFGHIJKLMNOPQRSTUVWXYZ
abcdefghijklmnopqrstuvwxyz

Famous Names and Faces



News is often about famous people who have done something that is interesting or important. Sometimes, however, news can be about ordinary people who have done something that might make them famous, though fame may last a short time.

Do This:

- From your newspaper cut out the names of ten people that you would consider famous.
- Paste the names in ABC order below, using the last name of the famous person for alphabetizing. If the first letter of two or three names is the same, go to the second letter to decide correct ABC order.
- Circle the names of those people whose picture was also in the news.






Give Me Space!

Comic strip writers and artists have limited space to complete their drawings and words. The words in comic strips are often like our conversations we have in real life. For these reasons, shortened words—contractions—are used in many comic strips.

- Do This:**
- Cut out two comic strips from your newspaper that contain several contractions.
 - Paste these comic strips below. (You may paste over the example.)
 - Circle the contraction in each comic strip.
 - Below each comic strip write out the two words used to form each contraction.

Example:



Now paste your comic strips below and follow the instructions given on this page.



Puzzling Plurals

Newspaper advertising often contains names or pictures of items for sale. Many times these items are described in plural (more than one form, since the advertiser has more than one of each item to sell).

- Do This:**
- Review the rules about making plural nouns out of singular nouns. These rules are used to form the categories below.
 - Look for plural words in the advertising in your newspaper and write or cut and paste each plural in the category that tells how the word was changed from its original singular form.



Bunnies On Sale Now at The Pet Shop!

ADD 'S'

ADD 'ES'

CHANGE 'Y' TO 'I' AND ADD 'ES'

NEW WORD

bears

wrenches

bunnies


children

Action in Sports



When learning about action verbs, one of the best places in the newspaper to find examples is in the sports pages. The sports pages contain stories that must give the reader a vivid idea of the excitement in a game or competition that has taken place. Action verbs are often used to help do this.

- Do This:**
- Locate the sports pages of your newspaper and circle at least seven action verbs
 - Clip out a photo from your sports pages and paste it below.
 - Use the seven action verbs you found to write a story below or on back about the photo you selected.





Ten Excellent Examples

Throughout your newspaper, stories will describe a person, situation or event through use of adjectives (words which describe a person, place or thing). In stories about entertainment events, movies, theatre, concerts, etc., the performers and performances are likely to receive reviews containing many adjectives which describe the performer or performances.

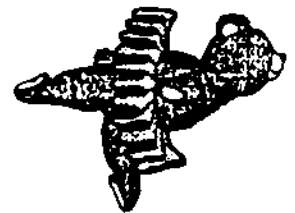
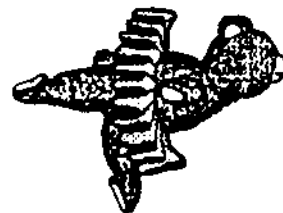
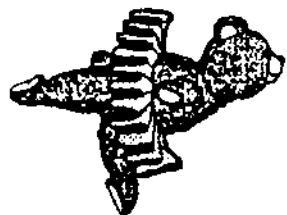
Do This:

- Clip a picture of an entertainer or an entertaining event from your newspaper and paste it below or on back of this page.
- Find five adjectives that the newspaper used to describe this person or event and write them on the lines below.
- Think of 3-5 more adjectives that you would use to describe this event or entertainer.

Paste Photo Here
Or on Back of Page If You
Need More Room

5 Adjectives the Newspaper Used

5 Adjectives I Would Use





Headline Questions

When we read a headline, we often think of questions that we believe will be answered by reading the newspaper story. The questions and their answers provide a summary of the article.

- Do This:**
- Look at the headlines in one copy of your newspaper. Select a headline that you believe is about an interesting story.
 - Clip the headline of the story and paste it on the back of this page. Do not read the story at this time.
 - Read only the headline that you have cut out and think of three questions that you believe will be answered by reading the newspaper story.
 - Write the questions below. Read the article and then write the answer you found to each question.

Question 1:

Answer:

Question 2:

Answer:

Question 3:

Answer:



Prefixes, Suffixes and Base Words



The words in the newspaper are often words that have been formed by adding prefixes or suffixes or both. Many new words with new meaning can be found just by looking in the pages of the daily newspaper.

- Do This:**
- Look through your newspaper and find an article that interests you.
 - Read the article and identify five prefixes and five suffixes. List the words, the prefixes and the base words in the spaces below. Remember that some words have a prefix and a suffix, and some words might have two suffixes.

Word	Base Word	Prefix	Suffix
1. _____			
2. _____			
3. _____			
4. _____			
5. _____			
6. _____			
7. _____			
8. _____			
9. _____			
10. _____			






Hunting For Nouns

We use many different kinds of words when we write. One type of word that we use is known as nouns. Nouns name a person, place or thing.

Do This:

- Look through your newspaper and find five words that name people, five words that name places and five words that name things. Remember, all of the words are nouns.
- Cut the words from your newspaper and paste them in the correct spaces below. If the words are too large to paste in the spaces below, write the words found.

Let the Hunt Begin!




Persons	Places	Things



Sound Off

As you already know, sounds of words come from consonants, vowels and the way in which these letters are placed within a word. The newspaper holds many words that contain different vowel sounds.

Do This: •Below is a chart with the vowels written at the top. At the side, are the words *long* and *short*. Look through your newspaper and find two words to fit in each box. For example, two words with a long \bar{a} sound, two words with a short \check{a} sound, and so on. Write these words in the boxes below. Headlines are a good source for words.



	A	E	I	O	U
Long Sounds					
Short Sounds					




Words, Words, Words

Any copy of your newspaper will use words that are both familiar and unfamiliar to you. One way we learn new words is by reading the newspaper and discovering new words and their meanings.

Do This:

- Scan through one copy of your newspaper. Make sure that you look at all sections, including the sports and the comics.
- Find at least five words from the newspaper that are unfamiliar to you. In the space below, list and define each of the words. Write the section and page number of the newspaper where you found each word. (Use a dictionary to find the definition of each word.)



New Words	Definitions (Meaning)	Section and Page Number



Mainly Ideas

Although a newspaper comic strip may include several frames (pictures), the comic strip writer is trying to give only one main idea to the reader. Although a comic strip is made up of pictures and frames, it is like any story in that it has a main idea to tell.

Do This: •Read the comic strips in one copy of your newspaper. In the space below, give the names of five comic strips and tell what the main idea of each comic strip is. You should be able to write each main idea in one sentence.

Main Ideas in Comic Strips


Comic Strip Name	Main Idea
1.	
2.	
3.	
4.	
5.	



Feelings

Newspapers tell us of events that happen to people. Sometimes the words used make us feel good and sometimes they make us feel bad.

- Do This:**
- Look through your newspaper and see if you can find words that make us feel good (positive words) and words that make us feel bad (negative words).
 - Clip the words from the newspaper and paste them in the spaces below.

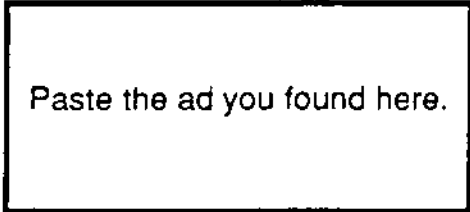


A Pet Request



The classified advertising in the newspaper is a marketplace for individuals and businesses. You may find many categories for items listed in the classified ads. Some of these categories may be items for sale, job listings, lost and found, real estate for sale, personals and garage/yard sales.

- Do This:**
- Find a classified advertisement for a pet in the "items for sale" section of your newspaper's classified advertising.
 - Clip the advertisement for the pet you would like to have and paste it here:



Paste the ad you found here.

- Write a letter to a parent, asking if you may "adopt" this pet. Include in your letter reasons why you need this pet, how you will go about taking care of this pet (feeding and special needs) and why you think this is the best kind of pet for you to "adopt." Write your letter below.



A large rectangular area with a decorative Greek key border, intended for writing a letter to a parent.

- Can you draw a picture of the pet you would like to have? Use the back of this page for your drawing.

Toy Sale!



The classified advertisements in the newspaper carry news of items people want to sell or buy. This is a good place to notify newspaper readers that you have items you would like to sell.


- Do This:**
- Find the classified advertising section and category that would contain toys or game equipment for sale.
 - Cut out 2 examples of the toy/game advertising that you found and paste them below.

Paste the advertisement here.

Paste the advertisement here.

- Think about toy items that you own that you don't use anymore.
- Write a classified advertisement to sell the items you have selected. Write your ad so that it contains the most important facts. Try to write the ad so that it is like the real ones you cut out and pasted above.

My Classified Advertisement






Rappin' In The Rain

In nearly every newspaper, a reader can find out about the local weather. Usually, the newspaper has a special place to talk about the weather for the day.

Do This:

- Cut and paste below your newspaper's weather paragraph for the day. In some newspapers, this may be one or two short sentences or word groups on the front page. In other newspapers, you may have to select two sentences about your weather for the day and paste in the space below.
- Read aloud the words in the weather forecast for the day. As you say each word, count the syllables (by rapping your pencil on your desk) and write that number above the word.
- Circle the **one-syllable** words with red; the **two-syllable** words with blue; the **three-syllable** words with green. If any of the words have **four or more syllables**, circle them in yellow.
- Count the total number of one, two, three and four or more syllable words and write your answers in the space provided.



Totals:

Number of one-syllable words _____

Number of three-syllable words _____

Number of two-syllable words _____

Number of four-(or more) syllable words _____

Activity 30
Writing...

Student Name: _____


As Clear As A Picture



A newspaper photo can tell a story all by itself. Usually, a newspaper photo has a caption or outline that describes what is in the photo. Often news stories are so clearly written that they "paint" a picture with words.

Do This:

- Find a photograph in your newspaper that is interesting to you.
- Cut out the photo and attach it to this page with a staple or clip.
- In the space below, write a story about the photo. Pretend that you were there when the picture was taken. Describe what you see, hear, smell and feel. Explain what happened just before the picture was taken and what happened right after the picture was taken.



Activity 31
Writing...


Student Name: _____

Comic Talk



Comic strip characters talk with each other through the use of what are known as **balloons**. What they may say in the comics is often what we might say in real life.

- Do This:**
- Choose one of your favorite comic strips from your newspaper. Select a comic strip that uses several balloons.
 - Cut out the comic strip and paste it in the space below.
 - Use your pencil eraser and gently erase the words in the balloons.
 - Think about your classroom and school. Using the space in the balloons, write a conversation between the comic characters. What they say should tell a story about your classroom or school.



Activity 32

Writing...

Student Name: _____

I'm In The Paper!



Our newspaper, with its stories, photos and advertisements, tells us a great deal about what's happening in our world. Although our newspaper covers a wide number of subjects, a special newspaper could be developed on only one topic.

Do This: •Develop a newspaper about yourself. Use the form and spaces below for your newspaper. Give your newspaper a name and write at least one news story about yourself. Include a drawing of yourself for your news story. Write whatever you want about yourself in the remaining space.

Activity 33
Writing...

Student Name: _____

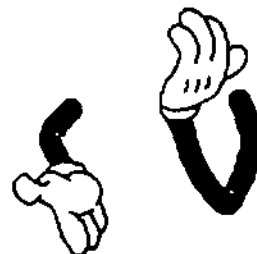
Headline Mixes



The title of a news story is called a headline. Headlines give us a summary of the news story and are often written to make us interested in reading the story.

Do This:

- Read the headlines in your newspaper. Clip at least fifteen words from different headlines.
- Use the words you have clipped from your newspaper and create a totally new headline. If possible, use your remaining words and form a second headline.



Activity 34
Writing...

Student Name: _____

Now, You're Asking For It!



Almost every newspaper has an advice column that is in the newspaper regularly. *Dear Abby* or *Dear Ann Landers* are two of the most popular advice columnists. Their columns are among the most widely read features of the newspaper.

Do This:

- Find and read the advice columns in your newspaper.
- Think of a problem that might occur at school. Using the space below, write a letter to *Dear Abby* or *Ann Landers* asking for advice.
- Give your letter to a classmate. Have him or her write a response to your letter.

A large graphic illustration showing a sheet of lined paper with a pencil pointing to it. The paper is slightly tilted and has several horizontal lines for writing. The pencil is positioned as if about to write on the paper.

Character Descriptions



Any comic strip will generally include a number of characters. Each character can be described by using different adjectives.

Do This: •Select your favorite comic strip character. Cut one or two pictures of your character from the newspaper and paste them below. Follow the directions given.

1.

•Describe in your own words what the character looks like (skinny, ugly, strange).



2.

•Describe how the character acts (silly, crazy, sleepy).



3.

•Using all of the information to the left, write a description of your comic strip character. Pretend that your description will be read by someone who has never seen the comic strip.



What's Your Job?

As we drive around our community, we can see people doing many different kinds of jobs. Photos and stories in our newspaper will also show us people at work. The classified advertising section tells us of jobs that are open for people who are looking for work.

Do This:

- Look at the photos and comic strips in your newspaper to find examples of people doing different jobs.
- Cut out the job pictures you find in your newspaper and paste them below.
Write the name of each job by the example.






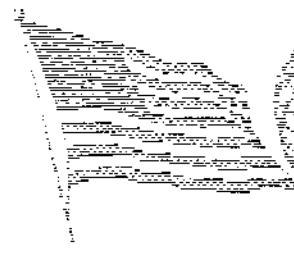
Holiday Time

Advertisements and pictures found in the newspaper often remind us that it is time for certain holidays. Advertisers often use holiday symbols to attract shoppers to their stores.

Do This:

- Read your newspaper for words, symbols, pictures and other illustrations that would give you an idea that a holiday is about to happen.
- Clip any items from the newspaper that would give you an idea that a holiday is coming. Paste your examples below and on the back of this page.

Examples:



Activity 38
Social Studies...

Student Name: _____



City and State


The weather page of your newspaper includes the names of most major cities in the United States. As you'll see in some newspapers, cities are not located on the map, but are listed in a different place on the weather page.

- Do This:**
- Write below the names of at least 10 cities that are mentioned on the weather page of your newspaper.
 - In the space to the right of the city, write the name of the state in which the city is located. You may have to use a classroom map for help.

City

State

_____	_____
_____	_____
_____	_____
_____	_____
_____	_____
_____	_____
_____	_____
_____	_____
_____	_____
_____	_____
_____	_____





Facts And Opinions InThe News

Newspapers contain statements that may be fact or opinion. Facts are true statements about someone or something. Opinion is what a person thinks or feels about someone or something. People may disagree with opinions, but people usually agree on facts.

Do This:

- Look through your newspaper and find an interesting picture. Cut the picture out of your newspaper and paste it below, or on the back of this sheet.
- Look at the picture carefully and write two statements of fact and two statements of opinion about the picture.

*Paste news
picture here.*

Statements of Fact: 1. _____

2. _____

Statements of Opinion:

1. _____

2. _____



Getting There

Transportation has a great deal to do with our lives. Most of us depend on cars or buses to get to work or school; we depend on trains or trucks to bring food and other items we use to stores in our community; we rely on ships and airplanes to bring items to us from long distances.

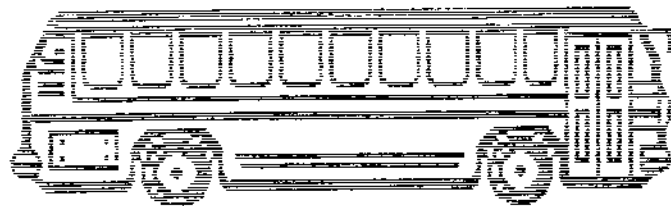
Do This:

- Look through your newspaper for a couple of days and find examples of the many different types of transportation. You may use either **pictures** or **words**.
- Clip your examples and paste them in the correct spaces below.

Transportation by Air



Transportation by Land



Transportation by Sea



Activity 41
Social Studies...

Student Name: _____



Having Fun Together

One of the advantages of living in a community is the chance to get together with other people for recreation and other fun activities. As families and individuals, we have many events to choose from in our community. Your newspaper includes many examples of how people spend their time together.

Do This: •Look through your newspaper and find pictures of people getting together for fun and recreation in your community. You may need to look at several copies of your newspaper to find different examples. Paste your examples below and on back.





Be A Sport!

Most everyone likes sports. Sports can be very important to a community since they bring people together for fun and recreation and create a spirit of cooperation, whether the people are watching or taking part in a sport.

Do This:

- Select a sports story from your newspaper. The story should be about a sport of interest to you.
- Paste the story to the back of this page. Read the story carefully.
- Answer the questions below.




•Name of the Sport in Your Article:

•Is the sport played in your community? If it is, where is it being played?

•How is the sport important to your community?

•What are the ages of the people who play this sport?

•What would happen if this sport were no longer played in your community?



Activity 43
Social Studies...

Student Name: _____



In The News

Have you wondered why people are in the news? Many people never have their names in the newspaper, while people who are famous may be mentioned in the newspaper almost every day.

- Do This:**
- Read the front page of your newspaper and circle some of the names that are in the news.
 - Cut out at least five of the names you circled and paste them in the space below. In the other space on the chart, write a sentence explaining why each person is in the news.

Names Found



Why in the Newspaper



That's Life!

Comic strips often include events that happen in real life. The events may have to do with problems of daily life that we may have experienced at one time or another.

- Do This:**
- Read the comic strips in your newspaper for a few days. Find at least five examples of comic strip characters who are facing problems that we might face in real life.
 - In the space below, identify the problem and the comic strip.

<i>Problem</i>	<i>Comic Strip</i>





Our Feelings

Our faces show our feelings. We have many different feelings: happy, sad, mad, afraid, surprise! There are several reasons why we have these different feelings. Showing and talking about our feelings helps us understand our feelings and feel better about ourselves.

Do This:

- Look at the pictures of faces in your newspaper. The pictures may be in photos, advertisements or comic strips.
- Cut out pictures that show the emotions or feelings listed below. Paste your examples in the space provided.

Happy	Sad
Surprise	Mad

Activity 46
Social Studies...

Student Name: _____



It's Really Me!

Stories in the newspaper tell about unusual and interesting people. Each of us is different. No one else has the same combination of looks, likes, dislikes or favorites.

Do This: •Look through one copy of your newspaper. Find at least five things that you like and dislike. Your examples may be pictures, words or illustrations. Cut out your examples and paste them in the appropriate spaces below.

Things I Like

Things I Dislike



Activity 47
Social Studies...

Student Name: _____



From All Over

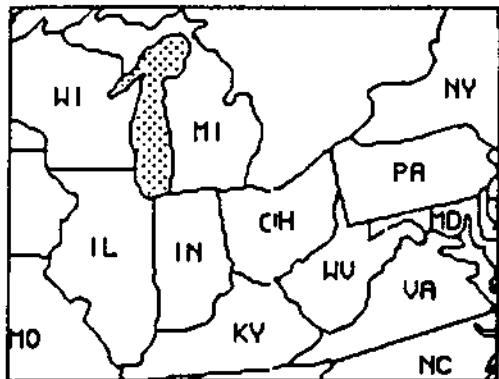
Newspapers carry world, national, state and local news. World or international news is news about other countries. National news is news reported around the United States. State news is news about your own state. Local news is news about your community. You can find all kinds of news in your newspaper every day.

Do This:

- Use the news sections of your newspaper for this activity. Look at all news articles and do the following:
 - Put a *red X* on all local news stories.
 - Put a *blue X* on articles about your state.
 - Put a *green X* on national stories.
 - Put an *orange X* on world news stories.
- Count the number of stories you found in each category. Write the number for each type of story in the correct place below.



World Stories



State Stories

National Stories



Local Stories



For Health and Safety

The newspaper includes many examples of health and safety that can be found in pictures from news stories, advertisements and comic strips. A picture from an advertisement may show someone who is very overweight, while a picture from a news story may show someone smoking a cigarette.

Do This: •Clip at least three pictures from your newspaper that show good or bad examples of health and safety. Use one news story, one comic strip and one advertisement for your examples. Paste your examples below and write a safety rule that should be followed in each example. You may paste over the example shown.

Example:



You should drink plenty of water to give back to your body the fluid it loses from exercise.



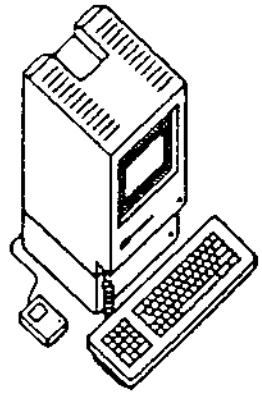
Flip The Switch

Imagine what our lives would be like without electricity. Think of all of the items you use every day that would not work without electricity. Electricity, of course, affects our home, our work and our play.

Do This:

- Look at your newspaper's comics, advertisements and photos for examples of items that need electricity to work.
- Clip five of your examples and paste them below.
- Using the space at the bottom of the page, write at least three sentences about what would happen without electricity.

Five Examples of Items That Need Electricity to Work



**Three Sentences About What
Would Happen Without Electricity**




Shopping For Food

Grocery store advertisements appear at least once a week in your newspaper. The food section of your newspaper includes, in addition to the food ads, stories on nutrition as well as copies of recipes. A wise shopper compares food prices in the ads and uses coupons to get the best buy possible.

- Do This:**
- Use the grocery advertisements and food section of your newspaper to find pictures and names of foods that fit in each of the four basic food groups.
 - Cut out at least two food pictures or words for each food group. Paste them in the correct spaces below.



← **Breads, Grains, Cereals:**



← **Vegetables and Fruit:**



← **Dairy Products (Cheeses & Milk):**



← **Meat, Fish, Poultry:**



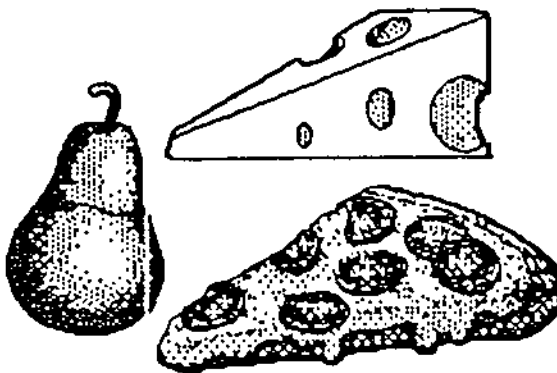


Snack Time


What we eat, both at meals and for snacks, is important news. Most of us recognize the importance of eating foods that are good for us. The newspaper is an important source of information about nutrition and snacks.

- Do This:**
- Visit with your family and friends about healthy and unhealthy snacks. Find out, if you can, what makes foods healthy and unhealthy.
 - Look through your newspaper to find examples of healthy and unhealthy snack foods. Cut out the words or pictures that you find and paste them in the correct spaces below. You may paste over the examples given.

Snacks That Are Good For Me:



Snacks That Are Not Good For Me:





Problems, Problems!

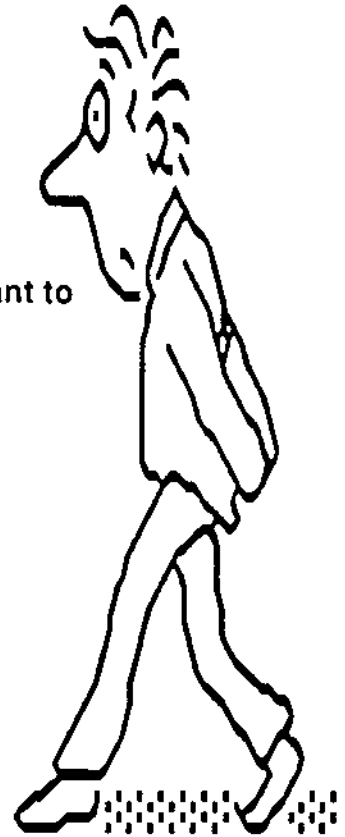
Much of the news reports problems that concern all of us. Many of the problems are about science and health and may involve air, water or land pollution, diseases, weather and space travel.

- Do This:**
- Look at a copy of your newspaper and find a story about a health or science problem.
 - Cut the story out of the newspaper and paste it on the back of this sheet.
 - Answer the questions below.

1. Describe the problem that the story tells you about.

2. What are some possible solutions to the problem? You may want to ask some adults for help.

3. What do you think is the best solution?





My Five Senses

Wherever you go, whatever you do, every minute of the day, your senses are working. They make you aware of all that is going on around you. Sometimes you use more of one sense and less of another, but each sense is very important.

- Do This:**
- Look through your newspaper and find examples (pictures or words) that go with each of the five senses. The pictures or words should show the use of one of the senses, or should appeal to one of your senses.
 - Clip your examples and paste them in the spaces below. If the photos are too large for the spaces, mark each with the sense used and clip them to this sheet of paper.


SEE

SMELL

HEAR

TASTE

TOUCH



Activity 55
Mathematics...

Student Name: _____




Time To Shop

The newspaper is filled with numbers. For example, numbers are used in newspaper advertising to give the prices of an item for sale, the address of the store selling the product, the store hours, sale dates or amounts of money.

- Do This:**
- Look through several copies of your newspaper and find as many examples as you can of watches and clocks used in advertising.
 - Use only those pictures of clocks or watches that do not have digital faces. Paste your examples below and write the actual time shown on the clock or watch next to each example.

Example:



It is four thirty-seven.
Or it is twenty-three minutes
before five o'clock.



Numbers, Numbers, Numbers!

Imagine how many times you use numbers every day. Numbers are an extremely important part of our lives. We use house numbers, telephone numbers, license numbers and our birth dates just to tell someone the basic information about us.

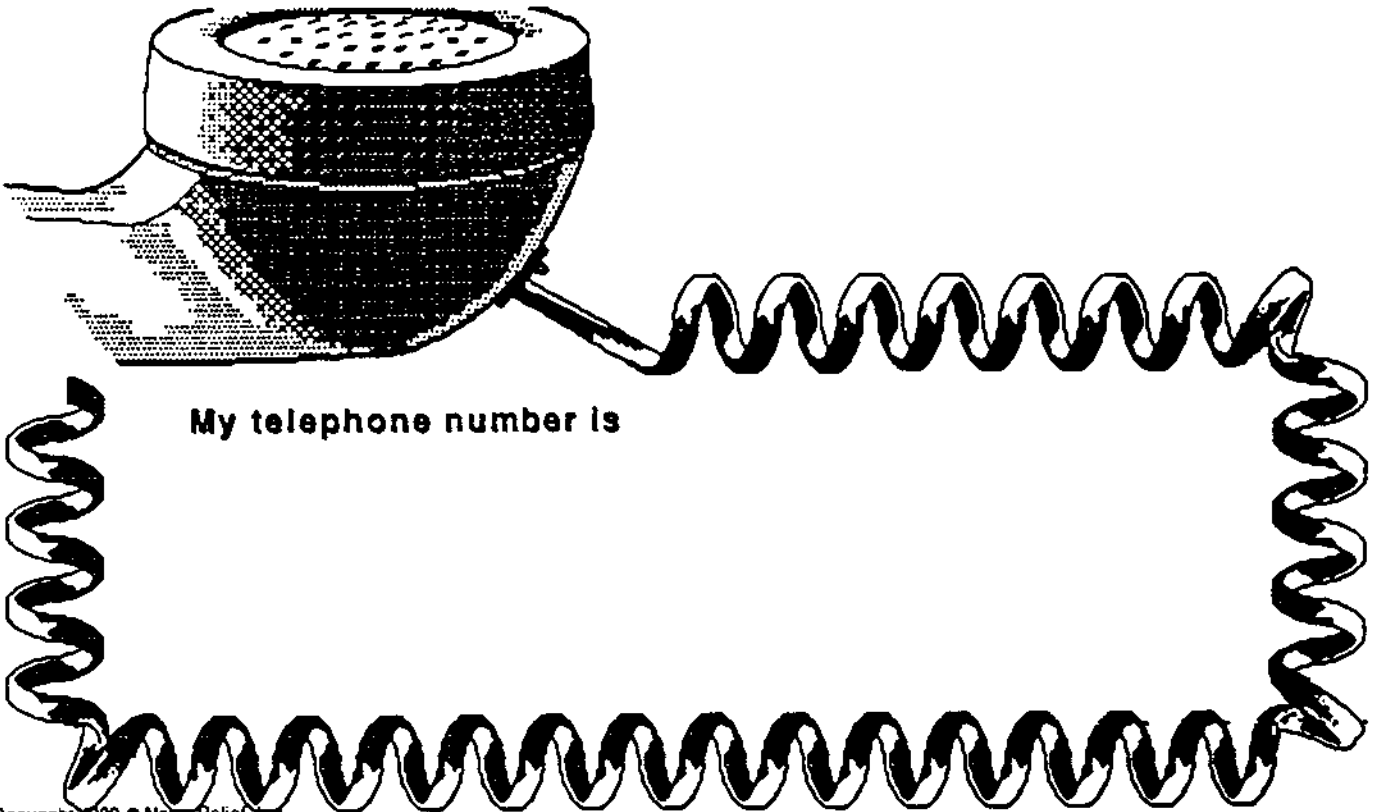
Do This: •Look through your newspaper and locate the numbers that will correctly complete the information asked for below.



My birth date is



My address is



My telephone number is



All Kinds of Prices

Reading the newspaper to compare the prices of different items is something that every consumer should do. Comparing prices makes it possible to save money and get the most quality for your dollar.

Do This:

- Look at the advertisements in one copy of your newspaper. Select 10 different prices listed in the advertisements.
- Clip the 10 different prices from your newspaper and arrange them in order from the most to the least expensive. Paste the prices in the space below.

Paste Prices Below

Most Expensive

Least Expensive



Activity 58
Mathematics...

Student Name: _____




Different Shapes

If you look at the newspaper carefully, you will be able to find several different geometric shapes. The shapes of circles, rectangles, squares and triangles can be found in photos, illustrations, comics, advertisements and other parts of the newspaper.


Do This:

- By looking at all of your newspaper, find at least one example of a circle, square, triangle and rectangle.
- Clip each of your examples and paste them in the space below and on the back of this sheet. Write the name of the shape alongside each example.



Activity 59
Mathematics...

Student Name: _____

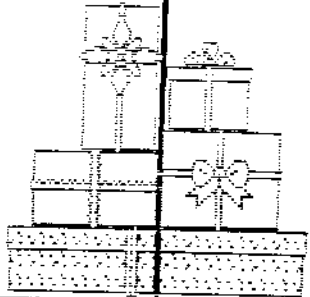



Math Words

Your newspaper includes not only numbers, but words that express differences in quantity. Words like *large* and *small* are important to an understanding of mathematics.

Do This:

- Listed below are several words that are important in understanding mathematics. Review each of the words listed below.
- Look through your newspaper and find at least one word that fits within the meaning of the words below. Clip the words and paste them in the spaces below.

Big	Small
Tall	Short
	
Heavy	Light



Comics Grapher

Newspaper comics are popular with the majority of newspaper readers. The comics use many different kinds of characters, including animals and people, to tell their stories. Looking closely at each comic strip will reveal a wide number of items that appear in the comics.

- Do This:**
- Look at the comics from one copy of your newspaper. (If your paper carries more than one page of comics, use only one page for this activity.)
 - Count the number of items you can find listed below and write the number on the line provided on the right side of the graph.
 - Color in the spaces on the graph to show how many of each item you found.

Women	Food Items	Animals	Tables	Men	Windows	Wall Pictures	
							More Than 10
							10
							9
							8
							7
							6
							5
							4
							3
							2
							1
							0

Before you begin your graph, count each item in the list below. Make sure you count items asked for only once.

of wall pictures _____

of men _____

of windows _____

of women _____

of food items _____

of animals _____

of tables _____

Activity 61

Sports Hero

Everyone would like the opportunity to ask questions of a favorite sports star.



- Pretend that you have the chance to ask some interview questions of one of your favorite stars.
- Look through the paper for a photo of one of your heroes. Clip the photo and paste it on a sheet of paper. Write at least five interview questions you would like to ask. For at least three of the questions, write what you believe their answers might be to your questions.

Copyright, 1989 © News Relief, Inc.

Activity 62

Show Time

Movies are rated to give people of different ages an idea of which movies are best for them to watch. The basic ratings are G, PG, PG-13 and R.




- Look at the movie advertisements in one issue of your newspaper. Note how each movie is rated.
- Using the ratings, select movies that would be good...
 - *For you to watch
 - *For parents to watch
 - *For a teenager (14-16) to watch
 - *For your whole family to watch

Copyright, 1989 © News Relief, Inc.

Activity 63

Family Funnies

Comic strip characters can be very much like each of us. Different characters may, in fact, remind us of members of our family.




- Read your newspaper's comic strips for a few days. Cut out comic strip characters that remind you of members of your family. Paste the characters on a sheet of paper and describe how each character reminds you of a member of your family.

Copyright, 1989 © News Relief, Inc.

Activity 64

Picture Story

An interesting and creative story can be made by using different newspaper photos.



- Look at the photos in your newspaper for a few days. Cut out three photos of interest to you.
- Arrange the photos in any order. Your job is to tell a story by using the three photos. Write at least two sentences for each photo. Your story should have a beginning and an ending.
- When you finish your story, write a headline that could be used as a story title.

Copyright, 1989 © News Relief, Inc.

Activity 65

Classified to Display

Your newspaper has both display and classified advertisements.

The classifieds are short ads that are usually included in one section of the newspaper. Display ads may use photos or illustrations and may cover a full page of your newspaper.

HELP WANTED

Experienced, intelligent person, energetic, good language skills, computer experience helpful but not necessary. Apply in person.

- Read some of the classified ads in your newspaper. Your job is to take a classified ad of your choice and change it into a display ad.
- Look at the display ads to learn more about how they are designed.
- Design your display ad. Use a sheet of your own paper.

Copyright, 1989 © News Relief, Inc.

Activity 66

Picture or Illustration

Sometimes a news story, or any kind of a story, would be more interesting and easier to understand if the story had a picture or illustration (drawing) to go along with it.



- Look through your newspaper and find a story of interest to you. Clip the story and paste it on a sheet of paper.
- Draw a picture or illustration that would/could go with the news story. Write a caption for your picture.

Copyright, 1989 © News Relief, Inc.

Activity 67

Alphabet Monster

A monster can be created by connecting different letters on a page of the newspaper.



- Using the front page of your newspaper, circle one each of the different letters of the alphabet. If possible, use capital letters. If necessary, you may skip a letter.
- Beginning with the letter **A**, draw a line connecting all letters of the alphabet. If you wish, you may color the monster that has been created. You may also add eyes, ears, a tail, etc.

Copyright, 1989 © News Relief, Inc.

Activity 68

Thumbs Up!

Movies, television shows, books, records and tapes are reviewed by experts. These reviews may help us make up our minds on how we spend our money.



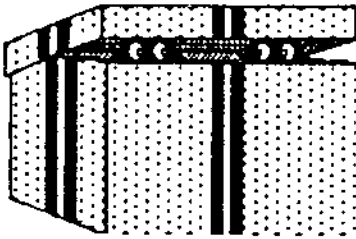
- Read some reviews from your newspaper.
- Write your own review. Your review can be of a movie, television program, a book, a toy or a video game.
- Share your review with your class. Do they agree or disagree with your review?

Copyright, 1989 © News Relief, Inc.

Activity 69

Alphabet Chart

A useful and interesting way to learn words is to read your newspaper. You know that the words in your newspaper are words that most people are expected to know.



- Find pictures, words or illustrations that go with all of the different letters of the alphabet. Cut your examples from the newspaper and paste them on sheets of paper.
- Compare your examples with other students in your class.


Copyright, 1989 © News Relief, Inc.

Activity 70

Sounds Alike

It may seem confusing at first, but there are many words that sound exactly alike but have totally different meanings. Such words are called homonyms and include examples like bear and bare, flower and flour and ball and bawl.

- Look through your newspaper and find five words that have homonyms. Cut the words out of the newspaper and paste them on a sheet of paper. By each word list the appropriate homonym and a brief definition.




I would rather smell a flower than smell flour.

Copyright, 1989 © News Relief, Inc.

Activity 71

Sound Words

There are certain words that make us think of different sounds. The words are often defined by the sounds they make. Some examples of sound words include bell, clap, shout and piano.



- Clip several sound words from your newspaper and paste each on a separate sheet of paper. On the back of each sheet, write two sentences about each word that could be used as clues for a *Guess the Sound* word game.


Copyright, 1989 © News Relief, Inc.

Activity 72

Body Parts

An interesting character can be created by using parts of the body cut from different newspaper photographs.

Mulesaurus



- Look through several copies of your newspaper. Clip any photos or drawings of people that you find. Be sure to look at the comics as well.
- Create a new character by using different body parts from what you have collected.

Copyright, 1989 © News Relief, Inc.

Activity 73

Real Life-Big or Small

Newspaper photos of different items can be bigger or smaller than they are in real life.



When you see a picture, ask yourself if it is bigger or smaller in real life.


- Look through your newspaper and find five photos of things that are bigger in real life. In addition, find five things that are smaller in real life.
- Clip your examples and paste them on a sheet of paper.

Copyright, 1989 © News Relief, Inc.

Activity 74

Save Your Money

You can save money by using grocery coupons.



- Look at the coupons in the grocery ads. Clip at least 10 coupons and paste them on a sheet of paper. Write down the name of the product and the original cost. Write down the amount of the coupon (cents off).
- Write the amount saved by using the coupon.
- Find the total cost of the grocery products using the coupons.
- Find the total cost of the products without using coupons.

Copyright, 1989 © News Relief, Inc.

Activity 75

Compound Cutups

Compound words are words formed by joining two or more smaller words- football and cheerleader are two examples. Knowing the meaning of the words that make up a compound word helps us to understand the meaning of the compound word.




- Read the different sections of your newspaper. Cut out ten different compound words.
- Paste the words on a sheet of paper.
- Write a brief definition for each word.

Copyright, 1989 © News Relief, Inc.

Activity 76

Headline Sentences

Headlines are usually incomplete sentences which give a summary of a news story.



- Clip three headlines from your newspaper. Paste the headlines on a sheet of paper.
- Rewrite each headline as a declarative, interrogative and exclamatory sentence.
- Remember, a declarative sentence tells something and ends with a period. An interrogative sentence asks a question and ends with a question mark. An exclamatory sentence shows surprise or excitement and ends with an exclamation point.

Copyright, 1989 © News Relief, Inc.